World Top Class Quality

WIA MACHINE TOOLS LINE-UP

CNC Turning Center

Vertical Machining Center

Horizontal Machining Center

HYUNDAI WIA



INNOVATING BEYOND LIMITS

Pushing the limits of manufacturing, shaping the future together _ WIA Macine Tools

Machine Tools Line-up

Amazing Crystallizations From Precision Machine Technology _ WIA HACHINE TOOLS

Machine tools are the root of the production industry and WIA Machine Tools has been laying accent on the machine tools manufacturing sector since the early days of its management, especially to cope with the arrival of the age of unattended plant operation.

WIA Machine Tools's machine tools are the shaped crystals of efforts poured into the whole process of production and distribution, from self-reliant designing to manufacturing and after service.

WIA Machine Tools's products are well received not only in South Korea but also in the overseas markets with a worldwide network of over 130 dealerships. The products faithfully reflect the conviction of WIA Machine Tools's dreams of an early realization of factory automation via harmony between human beings and machines.

"WIA Machine Tools will lead to a Future of Technology in which Dreams come True"

04 - CNC Turning Center

KIT Series | E160 Series | SE2200 Series | SE2600 Series | HD Series | L300 Series | L4000 Series
L5100L Series | L600L/700L Series | SE2200Y Series | SE2600Y Series | HD-Y Series | L-Y Series
L5100LY | LV Series | LV1400/2000 | LM-TT Series | XM Series | LF-II Series | L-AW Series

32 - Vertical Machining Center

i-CUT Series | KF4/5/6 Series | KF-B || Series | KF-D Series | KF7600L | KF5600M/6700M
F960B | KF-5A Series | XF Series

42 - Horizontal Machining Center

KH50G | KH1000 | KH6300/8000 | HS4000 II/5000 II | HS6300 II/8000 II | HS10000

46 - Boring Machine

KBN1300C



INNOVATING BEYOND LIMITS

EFFICIENT TYPE TURNING CENTER

KIT Series

- One-piece bed structure with high rigidity
- Stable unit structure to minimize thermal displacement
- Reduction of belt damage and spindle vibration through decrease of spindle belt length
- Optimal design for automation
- Compact design suitable for installation in limited space

E160 Series

- 45° slanted one-piece bed structure with high rigidity
- Impressive rapid traverse rate: 30m/min (1,181ipm)
- The most reliable high speed servo turret : 0.1sec
- Ergonomic design
- Compact design suitable for installation in limited space

KIT SERIES

MODEL		KIT250	KIT4500	KIT-60G
Max. Turning Dia.	mm(in)	Ø160 (Ø6.3″)	Ø165 (Ø6.5″)	Ø254 (Ø10″)
Max. Turning Length	mm(in)	150 (5.9″)	300 (11.8″)	530 (21″)
Chuck Size	inch	5″	6″	10″
Bar Capacity	mm(in)	Ø32 (Ø1.3″)	Ø51 (Ø2″)	Ø65 (Ø2.6″)
Sp. Speed	r/min	7,000	6,000 [6,000]	4,000
Sp. Power (Max.)	kW(HP)	5.5 (7.5)	15 [25] (20 [33.5])	11 (15)
Travel (X/Z)	mm(in)	250/200 (9.8″/7.9″)	450/300 (17.7″/11.8″)	450/550 (17.7″/21.7″)
No. of Tools	EA	Block Tool : 4	Block Tool : 6	Block Tool : 6 [Grinding Spindle]

[ ] : Option ● : SIEMENS

E160 SERIES

MODEL		E160A	E160C
Max. Turning Dia.	mm(in)	Ø280 (Ø11″)	Ø280 (Ø11″)
Max. Turning Length	mm(in)	300 (11.8″)	280 (11″)
Chuck Size	inch	6″	8″
Bar Capacity	mm(in)	Ø45 (1.8″)	Ø51 (2″)
Sp. Speed	r/min	6,000	4,000
Sp. Power (Max.)	kW(HP)	11 (15)	11 [15] (15 [20])
Travel (X/Z)	mm(in)	165/330 (6.5″/13″)	165/330 (6.5″/13″)
No. of Tools	EA	12	10

[ ] : Option

INNOVATING BEYOND LIMITS

STANDARD TYPE TURNING CENTER

SE2200 Series

- 30° slanted one-piece bed structure with high rigidity
- Roller guideways on all axis ensure high-rigidity (X/Z-axis: 30/36m/min)
- Improved user convenience with the latest FANUC controller
- User-oriented lineup including long-bed, mill turret and sub-spindle
- Compact structure with internal-motor design (for standard-type bed)
- Ergonomic design for convenient access to chuck and tool

SE2200A SERIES

MODEL		SE2200A | SE2200MA	SE2200LA | SE2200LMA	SE2200LMSA
Max. Turning Dia.	mm(in)	Ø350 (Ø13.8") | Ø300 (Ø11.8")	Ø350 (Ø13.8") | Ø300 (Ø11.8")	Ø300 (Ø11.8")
Max. Turning Length	mm(in)	340 (13.4") | 309 (12.2")	560 (22") | 529 (20.8")	529 (20.8")
Chuck Size	inch	6"	6"	M : 6" / S : 5"
Bar Capacity	mm(in)	Ø51 (Ø2")	Ø51 (Ø2")	M : Ø51 (Ø2") / S : Ø32 (Ø1.3")
Sp. Speed	r/min	6,000	6,000	M : 6,000 / S : 5,000
Sp. Power (Max.)	kW(HP)	15 (20)	15 (20)	M : 15 (20) / S : 7.5 (10)
Travel (X/Z)	mm(in)	210/340 (8.3"/13.4")	210/560 (8.3"/22")	210/560 (8.3"/22")
No. of Tools	EA	12 | 12 [24] (BMT45)	12 | 12 [24] (BMT45)	12 [24] (BMT45)

[ ] : Option ● : SIEMENS

SE2200 SERIES

MODEL		SE2200 | SE2200M	SE2200L | SE2200LM	SE2200LMS
Max. Turning Dia.	mm(in)	Ø350 (Ø13.8") | Ø300 (Ø11.8")	Ø350 (Ø13.8") | Ø300 (Ø11.8")	Ø300 (Ø11.8")
Max. Turning Length	mm(in)	307 (12.1") | 288 (11.3")	558 (22") | 508 (20")	508 (20")
Chuck Size	inch	8"	8"	M : 8" / S : 5"
Bar Capacity	mm(in)	Ø65 (Ø2.6")	Ø65 (Ø2.6")	M : Ø65 (Ø2.6") / S : Ø32 (Ø1.3")
Sp. Speed	r/min	4,500 | 4,500 [4,500]	4,500 | 4,500 [4,500]	M : 4,500 [4,500] / S : 6,000 [6,000]
Sp. Power (Max.)	kW(HP)	15 (20) | 15 [12.2] (20 [16.4])	15 (20) | 15 [12.2] (20 [16.4])	M : 15 [12.2] (20 [16.4]) / S : 7.5 [7.4] (10 [9.9])
Travel (X/Z/ZB)	mm(in)	210/340 (8.3"/13.4")	210/560 (8.3"/22")	210/560/560 (8.3"/22"/22")
No. of Tools	EA	12 | 12 [24] (BMT45)	12 | 12 [24] (BMT45)	12 [24] (BMT45)

[ ] : Option ● : SIEMENS

SE2200C SERIES

MODEL		SE2200LC	SE2200LMC	SE2200LMSC
Max. Turning Dia.	mm(in)	Ø350 (Ø13.8")	Ø300 (Ø11.8")	Ø300 (Ø11.8")
Max. Turning Length	mm(in)	549 (21.6")	499 (19.6")	499 (19.6")
Chuck Size	inch	10"	10"	M : 10" / S : 5"
Bar Capacity	mm(in)	Ø81 (Ø3.2")	Ø81 (Ø3.2")	M : Ø81 (Ø3.2") / S : Ø32 (Ø1.3")
Sp. Speed	r/min	3,500	3,500 [3,500]	M : 3,500 [3,500] / S : 6,000 [6,000]
Sp. Power (Max.)	kW(HP)	18.5 (20)	18.5 [17.8] (20 [23.9])	M : 18.5 [17.8] (20 [23.9]) / S : 7.5 [7.4] (10 [9.9])
Travel (X/Z/ZB)	mm(in)	210/560 (8.3"/22")	210/560 (8.3"/22")	210/560/560 (8.3"/22"/22")
No. of Tools	EA	12	12 [24] (BMT45)	12 [24] (BMT45)

[ ] : Option ● : SIEMENS

INNOVATING BEYOND LIMITS

STANDARD TYPE TURNING CENTER

SE2600 Series

- 30° slanted one-piece bed structure with high rigidity
- Ensured high-rigidity applying Roller guideway on all axis (X/Z-axis: 30/30 m/min)
- High-rigidity and high-speed servo turret (Expanded disk width)
- Improved user convenience by applying the latest controller of FANUC
- Ergonomic design for convenient access to chuck and tool

SE2600 SERIES

MODEL		SE2600	SE2600M
Max. Turning Dia.	mm(in)	Ø460 (18.1″)	Ø380 (15″)
Max. Turning Length	mm(in)	660 (26″)	610 (24″)
Chuck Size	inch	10″	10″
Bar Capacity	mm(in)	Ø81 (3.2″)	Ø81 (3.2″)
Sp. Speed	r/min	3,500 [2,500]	3,500 [2,500]
Sp. Power (Max.)	kW(HP)	18.5 [26] (25 [35])	18.5 [26] (25 [35])
Travel (X/Z)	mm(in)	265/680 (10.1″/26.8″)	255/680 (10″/26.8″)
No. of Tools	EA	10 [12]	12 [24] (BMT55)

MODEL		SE2600L	SE2600LM
Max. Turning Dia.	mm(in)	Ø460 (18.1″)	Ø380 (15″)
Max. Turning Length	mm(in)	1,091 (43″)	1,050 (41.3″)
Chuck Size	inch	10″	10″
Bar Capacity	mm(in)	Ø81 (3.2″)	Ø81 (3.2″)
Sp. Speed	r/min	3,500 [2,500]	3,500 [2,500]
Sp. Power (Max.)	kW(HP)	18.5 [26] (25 [35])	18.5 [26] (25 [35])
Travel (X/Z)	mm(in)	265/1,100 (10.1″/43.3″)	255/1,100 (10″/43.3″)
No. of Tools	EA	10 [12]	12 [24] (BMT55)

[ ] : Option

INNOVATING BEYOND LIMITS

HEAVY DUTY CUTTING TURNING CENTER

HD Series

- Box guideways for heavy-duty cutting
- Stable unit structure to minimize thermal displacement
- Easy to use for high productivity
- Excellent rapid traverse rate: 30m/min [1,181ipm] (Z-axis)
- High-rigidity and high-speed servo turret
- Ergonomic design for convenient access to chuck and tool

HD2200 SERIES

MODEL		HD2200 | HD2200C	HD2200M | HD2200MC
Max. Turning Dia.	mm(in)	Ø380 (Ø15″)	Ø300 (Ø11.8″)
Max. Turning Length	mm(in)	565 (22.2″) | 550 (21.7″)	467 (18.4″) | 452 (17.8″)
Chuck Size	inch	8″ [10″] | 10″	8″ [10″] | 10″
Bar Capacity	mm(in)	Ø65 (Ø2.6″) | Ø81 (Ø3.2″)	Ø65 (Ø2.6″) | Ø81 (Ø3.2″)
Sp. Speed	r/min	4,500 [4,000] [4,000] | 3,500 [3,500]	4,500 [4,000] [4,000] | 3,500 [3,500]
Sp. Power (Max.)	kW(HP)	18.5 [18.5] [23.6] (25 [25] [31.5]) | 18.5 [26.4] (25 [35.4])	18.5 [18.5] [23.6] (25 [25] [31.5]) | 18.5 [26.4] (25 [35.4])
Travel (X/Z)	mm(in)	215/580 (8.5″/22.8″)	215/482 (8.5″/19.1″)
No. of Tools	EA	12	12 (BMT55)

[ ] : Option ● : SIEMENS

HD2600/3100 SERIES

MODEL		HD2600	HD2600M	HD2600L	HD2600LM
Max. Turning Dia.	mm(in)	Ø460 (Ø18.1″)	Ø380 (Ø15″)	Ø460 (Ø18.1″)	Ø380 (Ø15″)
Max. Turning Length	mm(in)	659 (25.9″)	613 (24.1″)	1,079 (42.4")	1,033 (40.6")
Chuck Size	inch	10″ [12″]	10″	10″	10″
Bar Capacity	mm(in)	Ø81 (Ø3.2″)	Ø81 (Ø3.2″)	Ø81 (Ø3.2″)	Ø81 (Ø3.2″)
Sp. Speed	r/min	3,500 [2,800]	3,500 [2,800]	3,500	3,500
Sp. Power (Max.)	kW(HP)	26 [26] (35 [35])	26 [53.2] (35 [71.3])	26 (35)	26 (35)
Travel (X/Z)	mm(in)	265/680 (10.4″/26.8″)	265/680 (10.4″/26.8″)	265/1,100 (10.4″/43.3″)	265/1,100 (10.4″/43.3″)
No. of Tools	EA	10 [12]	12 (BMT55)	10	12

MODEL		HD3100A	HD3100MA	HD3100
Max. Turning Dia.	mm(in)	Ø500 (Ø19.7″)	Ø420 (Ø16.5″)	Ø500 (Ø19.7″)
Max. Turning Length	mm(in)	780 (30.7″)	740 (29.1)	780 (30.7″)
Chuck Size	inch	10″	10″	12″
Bar Capacity	mm(in)	Ø81 (Ø3.2″)	Ø81 (Ø3.2″)	Ø102 (Ø4″)
Sp. Speed	r/min	3,500	3,500	2,800
Sp. Power (Max.)	kW(HP)	26 (35)	26 (35)	26 [35] (35 [47])
Travel (X/Z)	mm(in)	265/830 (10.4″/32.7″)	265/830 (10.4″/32.7″)	265/830 (10.4″/32.7″)
No. of Tools	EA	10 [12]	12 (BMT65)	10 [12]

MODEL		HD3100L	HD3100M	HD3100LM
Max. Turning Dia.	mm(in)	Ø500 (Ø19.7″)	Ø420 (Ø16.5″)	Ø420 (Ø16.5″)
Max. Turning Length	mm(in)	1,300 (51.2″)	740 (29.1″)	1,260 (49.6″)
Chuck Size	inch	12″	12″	12″
Bar Capacity	mm(in)	Ø102 (Ø4″)	Ø102 (Ø4″)	Ø102 (Ø4″)
Sp. Speed	r/min	2,800	2,800	2,800
Sp. Power (Max.)	kW(HP)	26 [35] (35 [47])	26 [35] (35 [47])	26 [35] (35 [47])
Travel (X/Z)	mm(in)	265/1,350 (10.4″/53.1″)	265/830 (10.4″/32.7″)	265/1,350 (10.4″/53.1″)
No. of Tools	EA	10 [12]	12 (BMT65)	12 (BMT65)

[ ] : Option ● : SIEMENS



INNOVATING BEYOND LIMITS

HEAVY DUTY CUTTING TURNING CENTER

L300 Series

- Rigidity secured through box guideways
- Highly accurate direct link and solid one-piece structure
- Main spindle heat displacement minimized
- All gearless type spindle machines are equipped with mill turret
- Integrated process realized through adoption of 8″ sub spindle ('S' Type)
- Optional big bore spindle is available (L300C Series)

L300 SERIES

MODEL		L300A	L300MA	L300LA
Max. Turning Dia.	mm(in)	Ø500 (Ø19.7″)	Ø410 (Ø16.1″)	Ø500 (Ø19.7″)
Max. Turning Length	mm(in)	720 (28.3″)	680 (26.8″)	1,320 (52″)
Chuck Size	inch	10″	10″	10″
Bar Capacity	mm(in)	Ø76 (Ø3″)	Ø76 (Ø3″)	Ø76 (Ø3″)
Sp. Speed	r/min	3,600	3,500	3,600
Sp. Power (Max.)	kW(HP)	22 (30)	22 (30)	22 (30)
Travel (X/Z)	mm(in)	290/750 (11.4″/29.5″)	290/750 (11.4″/29.5″)	290/1,350 (11.4″/53.1″)
No. of Tools	EA	12	12 (BMT65)	12

MODEL		L300MSA	L300LMA	L300LMSA
Max. Turning Dia.	mm(in)	Ø410 (Ø16.1″)	Ø410 (Ø16.1″)	Ø410 (Ø16.1″)
Max. Turning Length	mm(in)	680 (26.8″)	1,280 (50.4″)	1,250 (49.2″)
Chuck Size	inch	M : 10″ / S : 8″	10″	M : 10″ / S : 8″
Bar Capacity	mm(in)	M : Ø76 (Ø3″) / S : Ø65 (2.6″)	Ø76 (Ø3″)	M : Ø76 (Ø3″) / S : Ø65 (2.6″)
Sp. Speed	r/min	M : 3,500 / S : 4,000	3,500	M : 3,500 / S : 4,000
Sp. Power (Max.)	kW(HP)	M : 22 (30) / S : 11 (15)	22 (30)	M : 22 (30) / S : 11 (15)
Travel (X/Z/ZB)	mm(in)	290/750/700 (11.4″/29.5″/27.5″)	290/1,350 (11.4″/53.1″)	290/1,350/1,200 (11.4″/53.1″/47.2″)
No. of Tools	EA	12 (BMT65)	12 (BMT65)	12 (BMT65)

MODEL		L300C	L300LC	L300MC
Max. Turning Dia.	mm(in)	Ø560 (22″)	Ø560 (22″)	Ø500 (Ø19.7″)
Max. Turning Length	mm(in)	720 (28.3″)	720 (28.3″)	600 (23.6″)
Chuck Size	inch	12″ [15″]	12″ [15″]	12″ [15″]
Bar Capacity	mm(in)	Ø90 [Ø102] (Ø3.5″ [Ø4″])	Ø90 [Ø102] (Ø3.5″ [Ø4″])	Ø90 [Ø102] (Ø3.5″ [Ø4″])
Sp. Speed	r/min	3,000 [2,800]	3,000 [2,800]	3,000 [2,800]
Sp. Power (Max.)	kW(HP)	26 [26] (35 [35])	26 [26] (35 [35])	22 [22] (30 [30])
Travel (X/Z)	mm(in)	355/750 (14″/29.5″)	355/750 (14″/29.5″)	355/750 (14″/29.5″)
No. of Tools	EA	12	12	12 (BMT65)

MODEL		L300MSC	L300LMC
Max. Turning Dia.	mm(in)	Ø500 (Ø19.7″)	Ø500 (Ø19.7″)
Max. Turning Length	mm(in)	600 (23.6″)	1,260 (49.6″)
Chuck Size	inch	M : 12″ [15″] / S : 8″	12″ [15″]
Bar Capacity	mm(in)	M : Ø90 [Ø102] (Ø3.5″ [Ø4″]) / S : Ø65 (2.6″)	Ø90 [Ø102] (Ø3.5″ [Ø4″])
Sp. Speed	r/min	M : 3,000 [2,800] / S : 4,000	3,000 [2,800]
Sp. Power (Max.)	kW(HP)	M : 22 [22] (30 [30]) / S : 11 (15)	22 [22] (30 [30])
Travel (X/Z/ZB)	mm(in)	355/750/700 (14″/29.5″/27.6″)	355/1,350 (14″/53.1″)
No. of Tools	EA	12 (BMT65)	12 (BMT65)

[ ] : Option ● : Bigbore

INNOVATING BEYOND LIMITS

HEAVY DUTY CUTTING TURNING CENTER

L400 Series

- Rigidity secured through box guideways
- One-piece structure for high accuracy and sturdiness
- Main spindle heat displacement minimized
- Main spindle driven by 2 step gear box (L400MA : Belt)
- Optional big bore spindle is available for pipe machining (L400C Series)

L4000 SERIES

MODEL		L4000	L4000L
Max. Turning Dia.	mm(in)	Ø570 (Ø22.4")	Ø570 (Ø22.4")
Max. Turning Length	mm(in)	1,043	2,138 (84.2")
Chuck Size	inch	15" [18"]	15" [18"]
Bar Capacity	mm(in)	Ø117	Ø117
Sp. Speed	r/min	2,000 [2,000]	2,000 [2,000]
Sp. Power (Max.)	kW(HP)	35 [37] (47 [50])	35 [37] (47 [50])
Travel (X/Z)	mm(in)	330/1,105 (13"/43.5")	330/2,200 (13"/86.6")
No. of Tools	EA	10 [12]	10 [12]

MODEL		L4000M	L4000LM
Max. Turning Dia.	mm(in)	Ø570 (Ø22.4")	Ø570 (Ø22.4")
Max. Turning Length	mm(in)	958	2,053 (80.8")
Chuck Size	inch	15" [18"]	15" [18"]
Bar Capacity	mm(in)	Ø117	Ø117 (Ø4.6")
Sp. Speed	r/min	2,000 [2,000]	2,000 [2,000]
Sp. Power (Max.)	kW(HP)	30 [37] (40 [50])	30 [37] (40 [50])
Travel (X/Z)	mm(in)	330/1,105 (13"/43.5")	330/2,200 (13"/86.6")
No. of Tools	EA	12 (BMT75)	12 (BMT75)

MODEL		L4000C	L4000LC
Max. Turning Dia.	mm(in)	Ø570 (Ø22.4")	Ø570 (Ø22.4")
Max. Turning Length	mm(in)	1,025 (40.4")	2,120 (83.5")
Chuck Size	inch	21"	21"
Bar Capacity	mm(in)	Ø165 (Ø6.5")	Ø165 (Ø6.5")
Sp. Speed	r/min	1,500	1,500
Sp. Power (Max.)	kW(HP)	37 (50)	37 (50)
Travel (X/Z)	mm(in)	330/1,105 (13"/43.5")	330/2,200 (13"/86.6")
No. of Tools	EA	10 [12]	10 [12]

MODEL		L4000MC	L4000LMC
Max. Turning Dia.	mm(in)	Ø570 (Ø22.4")	Ø570 (Ø22.4")
Max. Turning Length	mm(in)	940 (37")	2,035 (80.1")
Chuck Size	inch	21"	21"
Bar Capacity	mm(in)	Ø165 (Ø6.5")	Ø165 (Ø6.5")
Sp. Speed	r/min	1,500	1,500
Sp. Power (Max.)	kW(HP)	37 (50)	37 (50)
Travel (X/Z)	mm(in)	330/1,105 (13"/43.5")	330/2,200 (13"/86.6")
No. of Tools	EA	12 (BMT75)	12 (BMT75)

[ ] : Option

INNOVATING BEYOND LIMITS

HEAVY DUTY CUTTING TURNING CENTER

L5100L Series

- Secures rigidity with box guideways for each shaft
- Max. turning length 2,070mm (81.5″) long bed structure
- 2 step gear box type main spindle
- Application of high-performance main spindle
- Stable long shaft turning with steady rest option

L600L/700L Series

- Sturdiness secured through box guideways on all axis
- One-piece structure for high accuracy and rigidity
- Pretensioned double anchored method provides high precision
- 3 step gear box type main spindle
- L800D Series - big bore spindle : Ø375 (Ø14.8″)
- Structure designed for machining long shafts and pipes with max. turning length of 3,250mm (128") (Long Bed Type)

L5100L SERIES

MODEL		L5100L	L5100LM
Max. Turning Dia.	mm(in)	Ø760 (Ø29.9″) [12T Turret : Ø630 (Ø24.8″)]	Ø690 (Ø27.2″)
Max. Turning Length	mm(in)	2,205 (86.8″)	2,120 (83.5″)
Chuck Size	inch	21″	21″
Bar Capacity	mm(in)	Ø165 (Ø6.5″)	Ø165 (Ø6.5″)
Sp. Speed	r/min	1,500	1,500
Sp. Power (Max.)	kW(HP)	45 (60)	45 (60)
Travel (X/Z)	mm(in)	400/2,255 (15.7″/88.8″)	400/2,170 (15.7″/85.4″)
No. of Tools	EA	10 [12]	12 (BMT75)

MODEL		L5100LC	L5100LMC
Max. Turning Dia.	mm(in)	Ø760 (Ø29.9″) [12T Turret : Ø630 (Ø24.8″)]	Ø690
Max. Turning Length	mm(in)	2,205 (86.8″)	2,120 (83.5″)
Chuck Size	inch	24″	24″
Bar Capacity	mm(in)	Ø275 (Ø10.8″)	Ø275 (Ø10.8″)
Sp. Speed	r/min	1,500	1,500
Sp. Power (Max.)	kW(HP)	45 (60)	45 (60)
Travel (X/Z)	mm(in)	400/2,255 (15.7″/88.8″)	400/2,170 (15.7″/85.4″)
No. of Tools	EA	10 [12]	12 (BMT75)

[ ] : Option

L600L/700L SERIES

MODEL		L600LA | L600LMA	L700LA | L700LMA
Max. Turning Dia.	mm(in)	Ø920 (Ø36.2″)	Ø920
Max. Turning Length	mm(in)	3,250 (128″)	3,250 (128″)
Chuck Size	inch	Opt. [18″ / 21″ / 24″]	Opt. [24″ / 32″]
Bar Capacity	mm(in)	Opt [18″ : Ø117 (Ø4.6″) / 21″, 24″ : Ø139 (Ø5.5″)]	Ø165 (Ø6.5″)
Sp. Speed	r/min	Opt. [18″ : 1,800 / 21″ : 1,700 / 24″ : 1,400]	Opt. [24″ : 1,500 / 32″ : 1,200]
Sp. Power (Max.)	kW(HP)	45 (60)	45 (60)
Travel (X/Z)	mm(in)	500/3,280 (19.7″/129.1″)	500/3,280 (19.7″/129.1″)
No. of Tools	EA	12 | 12 (BMT85)	12 | 12 (BMT85)

[ ] : Option

INNOVATING BEYOND LIMITS

Y-AXIS TURNING CENTER

SE2200Y Series

- 30° slanted one-piece bed structure with high rigidity
- Stable unit structure to minimize thermal displacement
- Integrated processing through synchronized control of main/sub spindle
- Multi-tasking operation with wedge type Y-axis BMT45 turret
- Excellent rapid traverse rate (X/Y/Z) : 30/10/36 m/min (1,181/394/1,417 ipm)
- Ergonomic design for convenient access to chuck and tool

SE2600Y Series

- 30° slanted one-piece bed structure with high rigidity
- Applying high-rigidity roller type LM guideway on all axis
- Integrated processing through synchronized control of main/sub spindle
- Hydraulic NC tailstock with position control
- Multi-tasking operation with wedge type Y-axis BMT55 turret

SE2200Y SERIES

MODEL		SE2200YA	SE2200LYA	SE2200LSYA
Max. Turning Dia.	mm(in)	Ø300 (Ø11.8″)	Ø300 (Ø11.8″)	Ø300 (Ø11.8″)
Max. Turning Length	mm(in)	309 (12.2″)	529 (20.8″)	529 (20.8″)
Chuck Size	inch	6″	6″	M : 6″ / S : 5″
Bar Capacity	mm(in)	Ø51 (Ø2″)	Ø51 (Ø2″)	M : Ø51 (Ø2″) / S : Ø32 (Ø1.3″)
Sp. Speed	r/min	6,000	6,000	M : 6,000 / S : 6,000
Sp. Power (Max.)	kW(HP)	15 (20)	15 (20)	M : 15 (20) / S : 7.5 (10)
Travel (X/Y/Z)	mm(in)	210/110{±55}/340 (8.3″/4.3″{±2.2″}/13.4″)	210/110{±55}/560 (8.3″/4.3″{±2.2″}/22″)	210/110{±55}/560 (8.3″/4.3″{±2.2″}/22″)
No. of Tools	EA	12 [24] (BMT45)	12 [24] (BMT45)	12 [24] (BMT45)

MODEL		SE2200Y	SE2200LY	SE2200LSY
Max. Turning Dia.	mm(in)	Ø300 (Ø11.8″)	Ø300 (Ø11.8″)	Ø300 (Ø11.8″)
Max. Turning Length	mm(in)	288 (11.3″)	508 (20″)	508 (20″)
Chuck Size	inch	8″	8″	M : 8″ / S : 5″
Bar Capacity	mm(in)	Ø65 (Ø2.6″)	Ø65 (Ø2.6″)	M : Ø65 (Ø2.6″) / S : Ø32 (Ø1.3″)
Sp. Speed	r/min	4,500 [4,500]	4,500 [4,500]	M : 4,500 [4,500] / S : 6,000 [6,000]
Sp. Power (Max.)	kW(HP)	15 [12.2] (20 [16.4])	15 [12.2] (20 [16.4])	M : 15 [12.2] (20 [16.4]) / S : 7.5 [7.4] (10 [9.9])
Travel (X/Y/Z)	mm(in)	210/110{±55}/340 (8.3″/4.3″{±2.2″}/13.4″)	210/110{±55}/560 (8.3″/4.3″{±2.2″}/22″)	210/110{±55}/560 (8.3″/4.3″{±2.2″}/22″)
No. of Tools	EA	12 [24] (BMT45)	12 [24] (BMT45)	12 [24] (BMT45)

[ ] : Option ● : SIEMENS

SE2600Y SERIES

MODEL		SE2600Y	SE2600SY
Max. Turning Dia.	mm(in)	Ø380 (15″)	Ø380 (15″)
Max. Turning Length	mm(in)	653 (25.7″)	653 (25.7″)
Chuck Size	inch	10″	M : 10″ / S : 6″
Bar Capacity	mm(in)	Ø81 (Ø3.2″)	M : Ø81 (Ø3.2″) / S : Ø51 (Ø2″)
Sp. Speed	r/min	3,500 [2,500]	M : 3,500 [2,500] / S : 4,500
Sp. Power (Max.)	kW(HP)	18.5 [26] (25 [35])	M : 18.5 [26] (25 [35]) / S : 7.5 (10)
Travel (X/Y/Z/ZB)	mm(in)	255/110 {±55}/680 (10″/4.3″{±2.2″}/26.8″)	255/110 {±55}/680/660 (10″/4.3″{±2.2″}/26.8″/26″)
No. of Tools	EA	12 [24] (BMT55)	12 [24] (BMT55)

MODEL		SE2600LY	SE2600LSY
Max. Turning Dia.	mm(in)	Ø380 (15″)	Ø380 (15″)
Max. Turning Length	mm(in)	1,073 (42.2″)	1,073 (42.2″)
Chuck Size	inch	10″	M : 10″ / S : 6″
Bar Capacity	mm(in)	Ø81 (Ø3.2″)	M : Ø81 (Ø3.2″) / S : Ø51 (Ø2″)
Sp. Speed	r/min	3,500 [2,500]	M : 3,500 [2,500] / S : 4,500
Sp. Power (Max.)	kW(HP)	18.5 [26] (25 [35])	M : 18.5 [26] (25 [35]) / S : 7.5 (10)
Travel (X/Y/Z/ZB)	mm(in)	255/110{±55}/1,100 (10″/4.3″{±2.2″}/43.3″)	255/110 (±55)/1,100/1,080 (10″/4.3″{±2.2″}/43.3″/42.5″)
No. of Tools	EA	12 [24] (BMT55)	12 [24] (BMT55)

[ ] : Option

INNOVATING BEYOND LIMITS

Y-AXIS TURNING CENTER

HD-Y Series

- Box guideways for heavy duty cutting
- 30° slanted one-piece bed structure for high rigidity
- Stable unit structure to minimize thermal displacement
- Integrated processing through synchronized control of main/sub spindle ('S' Type)
- Multi-tasking operation with wedge type Y-axis BMT55 turret
- Excellent rapid traverse rate: 30m/min [1,181ipm] (Z-axis)
- Ergonomic design for convenient access to chuck and tool

HD-Y SERIES

MODEL		HD2200Y	HD2200SY
Max. Turning Dia.	mm(in)	Ø300	Ø300
Max. Turning Length	mm(in)	610	610
Chuck Size	inch	8″	M : 8″ / S : 5″
Bar Capacity	mm(in)	Ø65 (Ø2.6″)	M : Ø81 / S : Ø32
Sp. Speed	r/min	4,000 [4,000]	M : 3,500 [3,500] / S : 6,000 [6,000]
Sp. Power (Max.)	kW(HP)	18.5 [22.5] (25 [30])	M : 18.5 [22.5] (25 [30]) / S : 5.5 [7.4] (7.4 [9.9])
Travel (X/Y/Z)	mm(in)	215/110{±55}/680 (8.5″/4.3″{±2.17″}/26.8″)	215/110{±55}/680 (8.5″/4.3″{±2.17″}/26.8″)
No. of Tools	EA	12 [24] (BMT55)	12 [24] (BMT55)

MODEL		HD2600Y | HD2600SY	HD2600LY | HD2600LSY
Max. Turning Dia.	mm(in)	Ø300 (Ø11.8″)	Ø300 (Ø11.8″)
Max. Turning Length	mm(in)	610 (24″)	1,046 (41.2″)
Chuck Size	inch	10″ | M : 10″ / S : 5″	10″ | M : 10″ / S : 5″
Bar Capacity	mm(in)	Ø81 (Ø3.2″) | M : Ø81 (Ø3.2″) / S : Ø32 (Ø1.3″)	Ø81 (Ø3.2″) | M : Ø81 (Ø3.2″) / S : Ø32 (Ø1.3″)
Sp. Speed	r/min	3,500 [3,500] | M : 3,500 [3,500] / S : 6,000 [6,000]	3,500 [3,500] | M : 3,500 [3,500] / S : 6,000 [6,000]
Sp. Power (Max.)	kW(HP)	18.5 [23.8] (25 [32]) | M : 18.5 [23.8] (25 [32]) / S : 5.5 [7.4] (7.4 [9.9])	18.5 [23.8] (25 [32]) | M : 18.5 [23.8] (25 [32]) / S : 5.5 [7.4] (7.4 [9.9])
Travel (X/Y/Z)	mm(in)	215/110{±55}/680 (8.5″/4.3″{±2.17″}/26.8″)	215/110 (±55)/1,100 (8.5″/4.3″{±2.17″}/43.3″)
No. of Tools	EA	12 [24] (BMT55)	12 [24] (BMT55)

MODEL		HD3100YA | HD3100SYA	HD3100Y | HD3100SY
Max. Turning Dia.	mm(in)	Ø420 (Ø16.5″)	Ø420 (Ø16.5″)
Max. Turning Length	mm(in)	760 (Ø29.9″)	760 (Ø29.9″)
Chuck Size	inch	10″ | M : 10″ / S : 6″	12″ | M : 12″ / S : 6″
Bar Capacity	mm(in)	Ø81 (Ø3.2″) | M : Ø81 (Ø3.2″) / S : Ø51 (Ø2″)	Ø102 (Ø4″) | M : Ø102 (Ø4″) / S : Ø51 (Ø2″)
Sp. Speed	r/min	3,500 | M : 3,500 / S : 4,500	2,800 | M : 2,800 / S : 4,500
Sp. Power (Max.)	kW(HP)	26 (35) | M : 26 (35) / S : 7.5 (10)	26 (35) | M : 26 (35) / S : 7.5 (10)
Travel (X/Y/Z)	mm(in)	265/120{±60}/830 (10.4″/4.7″{±2.4″}/32.7″)	265/120{±60}/830 (10.4″/4.7″{±2.4″}/32.7″)
No. of Tools	EA	12 (BMT65)	12 (BMT65)

MODEL		HD3100LYA	HD3100LY
Max. Turning Dia.	mm(in)	Ø420 (Ø16.5″)	Ø420 (Ø16.5″)
Max. Turning Length	mm(in)	1,280 (50.43″)	1,280 (50.43″)
Chuck Size	inch	10″	12″
Bar Capacity	mm(in)	Ø81 (Ø31.9″)	Ø102 (Ø40.1″)
Sp. Speed	r/min	3,500	2,800
Sp. Power (Max.)	kW(HP)	26 (35)	26 (35)
Travel (X/Y/Z)	mm(in)	265/120(±60)/1,350 (10.4″/4.7″{±2.36″}/54.1)	265/120(±60)/1,350 (10.4″/4.7″{±2.36″}/54.1)
No. of Tools	EA	12	12

[ ] : Option ● : SIEMENS

INNOVATING BEYOND LIMITS

Y-AXIS TURNING CENTER

L2000Y Series

- Cycle time reducing turnining center for maximum productivity
- Multi-tasking operation with wedge type Y-axis BMT65 turret
- Integrated processing through synchronized control of main/sub spindle ('S' Type)
- High performance heavy duty cutting enabled with box guideways
- Main/sub built-in spindle for high precision processing

L2600Y/3000Y Series

- Cycle time reducing turnining center for maximum productivity
- Multi-tasking operation with wedge type Y-axis BMT65 turret
- Integrated processing through synchronized control of main/sub spindle ('S' Type)
- High performance heavy duty cutting enabled with box guideways
- Main/sub built-in spindle for high precision processing

L5100LY

- Multi-tasking operation with wedge type Y-axis BMT turret
- High rigidity achieved through box guideways
- Main spindle driven by 2 step gear box
- MT#6 Large Live-center Tailstock
- High-performance large BMT75 turret applied
- 15″ HYUNDAI WIA FANUC i Series - Smart Plus controller

L2000LY SERIES

MODEL		L2000Y | L2000SY	L2200LY | L2000LSY
Max. Turning Dia.	mm(in)	Ø420 (Ø16.5″)	Ø420 (Ø16.5″)
Max. Turning Length	mm(in)	520 (20.5″)	760 (29.9″)
Chuck Size	inch	8″ | M : 8″ / S : 6″	8″ | M : 8″ / S : 6″
Bar Capacity	mm(in)	Ø65 (Ø2.6″) | M : Ø65 (Ø2.6″) / S : Ø51 (Ø2″)	Ø65 (Ø2.6″) | M : Ø65 (Ø2.6″) / S : Ø51 (Ø2″)
Sp. Speed	r/min	5,000 [4,500] | M : 5,000 [4,500] / S : 6,000 [4,500]	5,000 [4,500] | M : 5,000 [4,500] / S : 6,000 [4,500]
Sp. Power (Max.)	kW(HP)	22 [18.5] (30 [25]) | M : 22 [18.5] (30 [25]) / S : 15 [11] (20 [15])	22 [18.5] (30 [25]) | M : 22 [18.5] / S : 15 [11] (20 [15])
Travel (X/Y/Z)	mm(in)	265/120{±60}/590 (10.4″/4.7″{±2.4″}/23.2″)	265/120{±60}/830 (10.4″/4.7″{±2.4″}/32.7″)
No. of Tools	EA	12 (BMT65)	12 (BMT65)

[ ] : Option

L2600Y/3000Y SERIES

MODEL		L2600Y	L2600LY	L2600SY
Max. Turning Dia.	mm(in)	Ø420 (Ø16.5″)	Ø420 (Ø16.5″)	Ø420 (Ø16.5″)
Max. Turning Length	mm(in)	760 (29.9″)	1,280 (50.4″)	760 (29.9″)
Chuck Size	inch	10″	10″	M : 10″ / S : 6″
Bar Capacity	mm(in)	Ø81 (Ø3.2″)	Ø81 (Ø3.2″)	M : Ø81 (Ø3.2″) / S : Ø51 (Ø2″)
Sp. Speed	r/min	4,000 [3,500]	4,000 [3,500]	M : 4,000 [3,500] / S : 6,000 [4,500]
Sp. Power (Max.)	kW(HP)	22 [26]	22 [26]	M : 22 [26] / S : 15 [11]
Travel (X/Y/Z)	mm(in)	265/120{±60}/830 (10.4″/4.7″{±2.4″}/32.7″)	265/120{±60}/1,350 (10.4″/4.7″{±2.4″}/53.1″)	265/120{±60}/830 (10.4″/4.7″{±2.4″}/32.7″)
No. of Tools	EA	12 (BMT65)	12 (BMT65)	12 (BMT65)

MODEL		L3000Y	L3000LY	L3000SY
Max. Turning Dia.	mm(in)	Ø420 (Ø16.5″)	Ø420 (Ø16.5″)	Ø420 (Ø16.5″)
Max. Turning Length	mm(in)	760 (29.9″)	1,280 (50.4″)	760 (29.9″)
Chuck Size	inch	12″	12″	M : 12″ / S : 6″
Bar Capacity	mm(in)	Ø102 (Ø4″)	Ø102 (Ø4″)	M : Ø102 (Ø4″) / S : Ø51 (Ø2″)
Sp. Speed	r/min	3,000 [2,800]	3,000 [2,800]	M : 3,000 [2,800] / S : 6,000 [4,500]
Sp. Power (Max.)	kW(HP)	37 [26] (50 [35])	37 [26] (50 [35])	M : 37 [26] (50 [35]) / S : 15 [11] (20 [15])
Travel (X/Y/Z)	mm(in)	265/120{±60}/830 (10.4″/4.7″{±2.4″}/32.7″)	265/120{±60}/1,350 (10.4″/4.7″{±2.4″}/53.1″)	265/120{±60}/830 (10.4″/4.7″{±2.4″}/32.7″)
No. of Tools	EA	12 (BMT65)	12 (BMT65)	12 (BMT65)

[ ] : Option

L5100LY

MODEL		L5100LY
Max. Turning Dia.	mm(in)	Ø610 (Ø24″)
Max. Turning Length	mm(in)	2,070 (81.5″)
Chuck Size	inch	21″
Bar Capacity	mm(in)	Ø165 (Ø6.5″)
Sp. Speed	r/min	1,500
Sp. Power (Max.)	kW(HP)	45 (60)
Travel (X/Y/Z)	mm(in)	360/150 {±75}/2,120 (14.2″/5.9″(±3″)/83.5″)
No. of Tools	EA	12 (BMT75)

[ ] : Option

INNOVATING BEYOND LIMITS

VERTICAL TURNING CENTER

LV Series

- Stable spindle structure with excellent heavy duty cutting ability
- 2 step chuck pressure mechanism to minimize workpiece deformation
- Various peripheral equipment can be used for optimized machining
- Designed for optimal chip disposal
- "Right" and "Left" structure for practical automation solutions

LV1400 | LV2000MM

- Strengthened heavy duty cutting ability with 2 step gear driven spindle (Table)
- Main spindle with cross roller bearings and box guideway for high rigidity
- Rigid table structure for processing heavy loads
- 3 step hydraulic cylinder type crossrail (LV2000MM)
- Various Machining : Turning, tapping, milling, grinding etc. (LV2000MM)
- Linear scale on all axis as standard (LV2000MM)

LV SERIES

MODEL		LV4500 Series	LV500 Series
Max. Swing	mm(in)	Ø620 (Ø24.4")	Ø760 (29.9")
Max. Turning Dia.	mm(in)	Ø465 (Ø18.3")	Ø550 (21.7")
Max. Turning Length	inch	465 (18.3")	600 (23.6")
Chuck Size	mm(in)	12" [15"]	15" [18"]
Sp. Speed	r/min	3,000 [2,700]	2,000 [2,000] [2,000]
Sp. Power (Max.)	kW(HP)	26 [30] (37 [45])	26 [30] [30] (35 [40] [40])
Travel (X/Z)	mm(in)	320/495 (12.6"/19.5")	325/625 (12.8"/24.6")
No. of Tools	EA	12 / "M" type : 12 (BMT65)	8 [12] / "M" type : 12 (BMT75)

MODEL		LV8500 Series	LV1100 Series
Max. Swing	mm(in)	Ø890 (Ø35")	Ø1,355 (Ø53.3")
Max. Turning Dia.	mm(in)	Ø850 (Ø33.5")	Ø1,160 (Ø45.7")
Max. Turning Length	inch	800 (31.5")	1,000 (39.4")
Chuck Size	mm(in)	18" [21"] [24"]	32" [40"]
Sp. Speed	r/min	2,000 [1,940] [1,760]	800 [630]
Sp. Power (Max.)	kW(HP)	Belt : 37 (50) [Gear : 45 (60)]	65 [65] (87 [87])
Travel (X/Z)	mm(in)	465/800 (18.3"/31.5")	620/1,000 (24.4"/39.4")
No. of Tools	EA	12 / "M" type : 12 (BMT75)	12 / "M" type : 12 (BMT85)

[ ] : Option

LV1400 | LV2000MM

MODEL		LV1400	LV2000MM
Max. Turning Dia.	mm(in)	Ø1,400	Ø2,000
Max. Turning height	mm(in)	850	1,700
Table Size	mm(in)	Ø1,000	Ø1,600
Max. Load Capacity	kg(lb)	4,400	10,000
Sp. Speed	r/min	492	258 [258]
Sp. Power (Max.)	kW(HP)	37	37 [45]
Ram Size	mm(in)	200×200	Turning 240×240 (Milling BT50)
Travel (X/Z)	mm(in)	-50~+825/800	-250~+1,180/915

[ ] : Option

INNOVATING BEYOND LIMITS

MULTI-TASKING TURNING CENTER

LM1600TT/1800TT Series

- Powerful built-in spindle motor
- Use of twin turrets guarantees high productivity
- High rigidity BMT turret
- Multiple processing is possible with the addition of Y-axis on the upper turret (TTSY Series)
- Integrated processing through synchronized control of twin spindles
- Hybrid travel system with box and roller guideways

LM2200TT Series

- Complex machining ability enhanced through upper/lower twin turret & twin Y-axis structure
- Front & rear surface machining with twin spindle
- Hybrid travel structure with box guide & roller LM guide combination
- Diverse work piece size coverage with 8″ & 10″ spindle configuration
- High performance lastest FANUC control applied

LM1600TT/1800TT SERIES

MODEL		LM1600TTSY	LM1800TTSY
Max. Turning Dia.	mm(in)	Upper Turret/Lower Turret : Ø230 (Ø9.1″)	Upper Turret/Lower Turret : Ø230 (Ø9.1″)
Max. Turning Length	mm(in)	705 (27.8″)	673 (26.5″)
Chuck Size	inch	Sp. 1st : 6″ / Sp. 2nd : 6″	Sp. 1st : 8″ / Sp. 2nd : 8″
Bar Capacity	mm(in)	Sp. 1st : Ø51 (Ø2″) / Sp. 2nd : Ø51 (Ø2″)	Sp. 1st : Ø65 (Ø2.6″) / Sp. 2nd : Ø65 (Ø2.6″)
Sp. Speed	r/min	Sp. 1st : 6,000 / Sp. 2nd : 6,000	Sp. 1st : 5,000 [5,000] / Sp. 2nd : 5,000 [5,000]
Sp. Power (Max.)	kW(HP)	Sp. 1st : 15 (20) / Sp. 2nd : 15 (20)	Sp. 1st : 22 [22] (30 [30]) / Sp. 2nd : 22 [22] (30 [30])
Travel	mm(in)	X1/X2/Z1/Z2/Y/ZB : 165/195/700/720/100{±50}/700 (6.5″/7.7″/27.6″/28.3″/3.9″/27.6″)	X1/X2/Z1/Z2/Y/ZB : 165/195/700/720/100{±50}/668 (6.5″/7.7″/27.6″/28.3″/3.9″/26.3″)
No. of Tools	EA	2×12 [2×24] (BMT55)	2×12 [2×24] (BMT55)

● LM1600TT Series : LM1600TTS, LM1600TTMS, LM1600TTSY | LM1800TT Series : LM1800TTS, LM1800TTMS, LM1800TTSY

[ ] : Option ● : SIEMENS

LM2200TT SERIES

MODEL		LM2200TTSYY	LM2200TTSYYC
Max. Turning Dia.	mm(in)	Upper Turret/Lower Turret : Ø230 (Ø9.1″)	Upper Turret/Lower Turret : Ø230 (Ø9.1″)
Max. Turning Length	mm(in)	230 (9.1″)	230 (9.1″)
Chuck Size	inch	1st : 8″ 2nd : 8″	1st : 10″ 2nd : 8″
Bar Capacity	mm(in)	1st : Ø65 (Ø2.6″) 2nd : Ø65 (Ø2.6″)	1st : Ø81 (Ø3.2″) 2nd : Ø65 (Ø2.6″)
Sp. Speed	r/min	1st : 4,500 / 2nd : 4,500	1st : 3,500 / 2nd : 3,500
Sp. Power (Max.)	kW(HP)	1st : 18 (25) / 2nd : 18 (25)	1st : 18 (25) / 2nd : 18 (25)
Travel	mm(in)	X1/Y1/Z1/X2/Y2/Z2/ZB : 165/100/700/165/100/700/730 (6.5″/3.9″/27.6″/6.5″/3.9″/27.6″/28.7″)	X1/Y1/Z1/X2/Y2/Z2/ZB : 165/100/700/165/100/700/730 (6.5″/3.9″/27.6″/6.5″/3.9″/27.6″/28.7″)
No. of Tools	EA	2×12 [2×24] (BMT55)	2×12 [2×24] (BMT55)

[ ] : Option



INNOVATING BEYOND LIMITS

MULTI-TASKING TURNING CENTER

LM2500TTSY II

- Powerful built-in spindle motor
- Use of twin turrets guarantees high productivity
- High rigidity BMT turret
- Multiple processing is possible with the addition of Y-axis on the upper turret
- Integrated processing through synchronized control of twin spindles
- Box guideways on all axis provide high rigidity

XM Series

- The adoption of a milling head with a built-in B axis (0.0001° control) enables the operator to perform turning and milling works in perfect harmony.
- Expanding the machining area by shortening the length of the mill head
- Extended Y-axis travel distance compared to the previous model
- Application of CAPTO C6 tool for high speed complex machining
- The model features built-in righ/left-spindles with high output and high torque.

LM2500TTSY II

MODEL		LM2500TTSY II
Max. Turning Dia.	mm(in)	Upper Turret : Ø390 (Ø15.4″) / Lower Turret : Ø300 (Ø11.8″)
Max. Turning Length	mm(in)	900 (35.4″)
Chuck Size	inch	Sp. 1st : 10″ / Sp. 2nd : 10″
Bar Capacity	mm(in)	Sp. 1st : Ø81 (Ø3.2″) / Sp. 2nd : Ø81 (Ø3.2″)
Sp. Speed	r/min	Sp. 1st : 4,000 / Sp. 2nd : 4,000
Sp. Power (Max.)	kW(HP)	Sp. 1st : 30 (40) / Sp. 2nd : 30 (40)
Travel	mm(in)	X1/X2/Z1/Z2/Y/ZB : 270/195/920/920/120{±60}/920 (10.6″/7.7″/36.2″/36.2″/4.7"{±2.36"}/36.2″)
No. of Tools	EA	2×24 (BMT65)

[ ] : Option

XM SERIES

MODEL		XM2600ST	XM3100ST
Max. Turning Dia.	mm(in)	Mill Head : Ø660 (Ø26″) / [Turret : Ø410 (Ø16.1″)]	Mill Head : Ø660 (Ø26″) / [Turret : Ø410 (Ø16.1″)
Max. Turning Length	mm(in)	1,540 (60.6″)	1,540 (60.6″)
Chuck Size	inch	Sp. 1st : 10″ / Sp. 2nd : 10″	Sp. 1st : 12″ / Sp. 2nd : 10″
Bar Capacity	mm(in)	Sp. 1st : Ø81 (Ø3.2″) / Sp. 2nd : Ø81 (Ø3.2″)	Sp. 1st : Ø102 (Ø4″) / Sp. 2nd : Ø81 (Ø3.2″)
Sp. Speed	r/min	M : 4,000 / Sp. 2nd : 4,000	M : 4,000 / Sp. 2nd : 4,000
Sp. Power (Max.)	kW(HP)	Sp. 1st : 30 (40) / Sp. 2nd : 30 (40)	Sp. 1st : 37 (50) / Sp. 2nd : 30 (40)
Mill Head Speed	r/min	12,000	12,000
Mill Head Power (Max.)	kW(HP)	22 (29.5)	22
Travel	mm(in)	X1/Z1/Y/X2/Z2/A : 695/300 {±150}/1585/235/1540/1540 (27.4″/11.8″/62.4″/9.3″/60.6″/60.6″)	X1/Z1/Y/X2/Z2/A : 695/300 {±150}/1585/235/1540/1540 (27.4″/11.8″/62.4″/9.3″/60.6″/60.6″)
No. of Tools (ATC)	EA	40 [80/120] (CAPTO C6)	40 [80/120] (CAPTO C6)
No. of Tools (Turret)	EA	[12 (BMT65)]	[12 (BMT65)]

● XM2600 Series : XM2600, XM2600S, XM2600ST | XM3100 Series : XM3100, XM3100S, XM3100ST

[ ] : Option

INNOVATING BEYOND LIMITS

FRONT LOADING - TURNING CENTER

Twin Spindle, Front Loading CNC Turning Center

LF-II Series features high mobility through its compact size, making it suitable for tight spaces, and automated operations for maximizing productivity.

LF-II Series

- Increased rigidity by improving Z-axis structure
- Selection between roller LM guide and box guideway
- Stable unit composition with minimized thermal deformation
- Various types of gantry loader ensure effective & flexible automation
- Cleaner working environment by improved chip disposal ability
- Enhanced convenience through Fanuc's latest controller

LF-II SERIES

MODEL		LF2200 II / Quick II	LF2200M II / Quick II	LF2600 II / Quick II	LF2600M II / Quick II
Max. Turning Dia.	mm(in)	Ø260 (Ø10.2")	Ø260 (Ø10.2")	Ø360 (Ø14.2")	Ø360 (Ø14.2")
Max. Turning Length	mm(in)	170 (6.7")	170 (6.7")	200 (7.9")	200 (7.9")
Chuck Size	inch	Opt. [6" / 8"]	Opt. [6" / 8"]	Opt. [8" / 10"]	Opt. [8" / 10"]
Bar Capacity	mm(in)	Ø45 (Ø1.8")	Ø45 (Ø1.8")	Ø65 (Ø2.6")	Ø65 (Ø2.6")
Sp. Speed	r/min	[6" : 6,000 / 8" : 4,500]	[6" : 6,000 / 8" : 4,500]	[8" : 4,000 / 10" : 3,500]	[8" : 4,000 / 10" : 3,500]
Sp. Power (Max.)	kW(HP)	15 (20)	15 (20)	[15 (20)] [High-torque : 18.5 (25)]	[15 (20)] [High-torque : 18.5 (25)]
Travel (X/Z)	mm(in)	140/170 (5.5"/6.7")	140/170 (5.5"/6.7")	190/200 (7.5"/7.9")	190/200 (7.5"/7.9")
No. of Tools	EA	8 [10]	BMT45 : 10	10 [12]	BMT55 : 10 [12]

[ ] : Option

INNOVATING BEYOND LIMITS

ALUMINUM WHEEL - TURNING CENTER

HYUNDAI WIA Machine Tools, which has become one of the core members of Hyundai Motor Group, offers a world-class aluminum wheel machining product lineup. Aluminum wheels produced on Hyundai WIA machines ensure a safe and comfortable driving experience, and its high-performing, quality products make a great contribution to the performance of any car.

L-AW SERIES

MODEL		KL6500AW [Mirror Finishing]	LV800AW-TT
Max. Swing	mm(in)	Ø850 (Ø33.5")	Ø760 (Ø29.9")
Max. Turning Dia.	mm(in)	Ø660 (Ø26")	Ø650 (Ø25.6")
Max. Turning Height	mm(in)	710 (28")	650 (25.6")
Wheel Size	inch	Recommended : 19"	Recommended : 19"
Sp. Speed	r/min	2,000 [Built-in : 2,500]	3,000
Sp. Power (Max.)	kW(HP)	37 [37] (50 [50])	55 (74)
Travel (X/Z)	mm(in)	400/720 (15.7"/28.3")	420/650 (16.5"/25.6")
No. of Tools	EA	12	8+8

[ ] : Option

INNOVATING BEYOND LIMITS

TAPPING CENTER

i-CUT400TD

- Dual Tables Structure for enhanced productivity
- Direct connection high-speed main spindle available
- Rigid tapping of 6,000rpm ensures optimum tapping capability
- Servo motor on the ATC to reduce tool change time
- Z-axis roller LM guide improves travel safety
- Best-in-class all axis 56m/min (2,205 ipm) rapid traverse rate
- Latest FANUC controls for improved user convenience

i-CUT4000/4500

- Optimal Structure for Jig
- Best-in-class all axis 56m/min (2,205 ipm) rapid traverse rate
- High-performance Double-seal Type LM Guide
- Direct connection high-speed main spindle available
- Application of air purge of the spindle
- Latest FANUC controls for improved user convenience

i-CUT400/450 SERIES

MODEL		i-CUT400TD
Table Size	mm(in)	2-650×400 (2-25.6″×15.7″)
Max. Load Capacity	kg(lb)	2-250 (2-551.2)
Sp. Taper	-	BBT30
Sp. Speed	r/min	12,000 [12,000] [15,000]
Sp. Power (Max.)	kW(HP)	13 [14.1] [14.1] (17.4 [18.9] [18.9])
No. of Tools	EA	14 [21] [Twin Arm : 20, 24]
Travel (X/Y/Z)	mm(in)	520/400/330 (20.5″/15.7″/13″) [Twin Arm : 520/400/460 (20.5″/15.7″/18.1″)]
Rapid Traverse Rate	m/min	48/48/48 [56/56/56] [Twin Arm : 48/48/56]

[ ] : Option ● : SIEMENS

i-CUT4000/4500

MODEL		i-CUT4000	i-CUT4500
Table Size	mm(in)	650×400 (25.6″×15.7″)	800×450 (31.5″×17.7″)
Max. Load Capacity	kg(lb)	300 (661.4)	300 (661.4)
Sp. Taper	-	BBT30	BBT30
Sp. Speed	r/min	12,000 [15,000] [24,000] [12,000] [15,000] [24,000]	12,000 [15,000] [24,000] [12,000] [15,000] [24,000]
Sp. Power (Max.)	kW(HP)	13 [18] [3.7] [14.1] [14.1] [22.6] (17.4 [24] [5] [18.9] [18.9] [30.3])	13 [18] [3.7] [14.1] [14.1] [22.6] (17.4 [24] [5] [18.9] [18.9] [30.3])
No. of Tools	EA	21 [Twin Arm : 20, 24]	21 [Twin Arm : 20, 24]
Travel (X/Y/Z)	mm(in)	550/400/300 (21.7″/15.7″/11.8″) [Twin Arm : 550/400/480 (21.7″/15.7″/18.9″)]	700/450/300 (27.6″/17.7″/11.8″) [Twin Arm : 700/450/480 (27.6″/17.7″/18.9″)]
Rapid Traverse Rate	m/min	56/56/56	56/56/56

[ ] : Option ● : SIEMENS

INNOVATING BEYOND LIMITS

VERTICAL MACHINING CENTER

KF4/5/6 Series

- High-precision machining by improved spindle quality
- High-speed roller LM guides in all axis
- Enhanced chip processing capabilities by applying the upper-type conveyor
- Various motors and columns provided for customized machining
- Improved user convenience with the latest FANUC controller

KF4

MODEL		KF4
Table Size	mm(in)	1,000×450 (39.4″x17.7″)
Max. Load Capacity	kg(lb)	600 (1,323)
Sp. Taper	-	BBT40 [12K, 15K : HSK-A63]
Sp. Speed	r/min	Std. 8,000 [8,000 : High Torque] [10,000] [12,000] [15,000]
Sp. Power (Max.)	kW(HP)	18.5 [15] [18.5] [18.5] [18.5] (25 [20] [25] [25] [25])
No. of Tools	EA	30 [40]
Travel (X/Y/Z)	mm(in)	800/450/510 (31.5″/17.7″/20.1″)
Rapid Traverse Rate	m/min	36/36/30 [42/42/36]

※ Please refer to the KF4/5/6 series catalogue for more details about spindle options. [ ] : Option

KF5 SERIES

MODEL		KF5	KF5/50
Table Size	mm(in)	1,300×560 (51.2″×22″)	1,300×560 (51.2″×22″)
Max. Load Capacity	kg(lb)	1,000 (2,205)	1,000 (2,205)
Sp. Taper	-	BBT40 [HSK-A63]	BBT50 [HSK-A100]
Sp. Speed	r/min	Std. 8,000 [8,000 : High Torque] [10,000] [12,000] [15,000] [20,000]	8,000
Sp. Power (Max.)	kW(HP)	18.5 [15] [18.5] [22] (25 [20] [25] [30])	22(30)
No. of Tools	EA	30 [40, 60]	24
Travel (X/Y/Z)	mm(in)	1,050/560/510 [635] (41.3″/22″/20.1″ [25″])	1,050/560/510 [635] (41.3″/22″/20.1″ [25″])
Rapid Traverse Rate	m/min	36/36/30 [42/42/36]	36/36/30

※ Please refer to the KF4/5/6 series catalogue for more details about spindle options. [ ] : Option

KF6 SERIES

MODEL		KF6	KF6/50
Table Size	mm(in)	1,500×670 (59″×26.4″)	1,500×670 (59″×26.4″)
Max. Load Capacity	kg(lb)	1,300 (2,866)	1,300 (2,866)
Sp. Taper	-	BBT40 [HSK-A63]	BBT50 [HSK-A100]
Sp. Speed	r/min	Std. 8,000 [8,000 : High Torque] [10,000] [12,000] [15,000] [20,000]	8,000
Sp. Power (Max.)	kW(HP)	18.5 [15] [18.5] [22] (25 [20] [25] [30])	22
No. of Tools	EA	30 [40, 60]	24 [32]
Travel (X/Y/Z)	mm(in)	1,300/670/635 (51.2″/26.4″/25″)	1,300/670/635 (51.2″/26.4″/25″)
Rapid Traverse Rate	m/min	36/36/30	36/36/30

※ Please refer to the KF4/5/6 series catalogue for more details about spindle options. [ ] : Option



INNOVATING BEYOND LIMITS

VERTICAL MACHINING CENTER

KF-B II Series

- High power/torque main spindle for superb heavy duty cutting
- Box guideways for exceptional traveling during heavy duty cutting
- Enhanced chip processing capabilities by applying the upper-type conveyor
- Various motors and columns provided for customized machining
- Improved user convenience with the latest FANUC controller

KF-D Series

- Dual Tables for enhanced productivity
- High-precision machining by improved spindle quality (Max. 15,000 rpm direct spindle)
- High-speed roller type LM guide in all axis (Rapid Traverse Rate : 42 m/min)
- 42 Tool pickup type magazine application that does not require automatic tool loading device (KF6000D : 45 Tool)
- Improved user convenience by applying the latest controller of FANUC

KF7600L

- Large table application for machining long parts : X-axis 2,100mm (82.7″)
- High speed/High rigidity roller guide in all axis
- Rapid traverse rate (X/Y/Z) : 30/30/24 m/min
- Securing rigidity by applying 3-row ball screw support bearings
- High rigidity with Y-axis 4way design
- Upper-type chip conveyor standard application

KF-B II SERIES

MODEL		KF5700B II | KF5700B/50 II	KF6700B II | KF6700B/50 II	KF7700B II | KF7700B/50 II
Table Size	mm(in)	1,300×570 (51.2″×22.4″)	1,500×670 (59″×26.4″)	1,650×760 (65″x30″)
Max. Load Capacity	kg(lb)	1,000 (2,205)	1,300 (2,866)	1,500 (3,307)
Sp. Taper	-	BT40 | BT50	BT40 | BT50	BT40 | BT50
Sp. Speed	r/min	8,000 [12,000] | 8,000 [6,000]	8,000 [12,000] | 8,000 [6,000]	8,000 [12,000] | 8,000 [6,000]
Sp. Power (Max.)	kW(HP)	15 [18.5] (20 [25]) | 15 [18.5] (20 [25])	15 [18.5] (20 [25]) | 15 [18.5] (20 [25])	15 [18.5] (20 [25]) | 15 [18.5] (20 [25])
No. of Tools	EA	30 [40] | 24	30 [40] | 24 [32]	30 [40] | 24 [40]
Travel (X/Y/Z)	mm(in)	1,100/570/520 (43.3″/22.4″/20.5″)	1,300/670/635 (51.1″/26.4″/25″)	1,500/760/635 (59″/30″/25″)
Rapid Traverse Rate	m/min	30/30/24	30/30/24	30/30/24

[ ] : Option

KF-D SERIES

MODEL		KF4300D	KF5200D	KF6000D
Table Size	mm	2-660×480 (2-26″×18.9″)	2-860×570 (2-33.9″×22.4″)	2-950×650 (2-37.4″×25.6″)
Max. Load Capacity	kg	2-300 (2-661)	2-350 (2-772)	2-500 (2-1,102)
Sp. Taper	-	BBT40 [HSK-A63]	BBT40 [HSK-A63]	BBT40 [HSK-A63]
Sp. Speed	r/min	8,000 [8,000 : High Torque] [12,000] [15,000]	8,000 [8,000 : High Torque] [12,000] [15,000]	8,000 [8,000 : High Torque] [12,000] [15,000]
Sp. Power (Max.)	kW	18.5 [15] [18.5] [18.5] (25 [20] [25] 25])	18.5 [15] [18.5] [18.5] (25 [20] [25] 25])	18.5 [15] [18.5] [18.5] (25 [20] [25] 25])
No. of Tools	EA	42 : Pick-up Type	42 : Pick-up Type	45 : Pick-up Type
Travel (X/Y/Z)	mm	560/430/570 (22.1″/20.5″/22.4″)	760/520/570 (29.5″/20.5″/22.4″)	830/600/635 (32.7″/23.6″/25″)
Rapid Traverse Rate	m/min	42/42/42	42/42/42	42/42/42

[ ] : Option

KF7600L

MODEL		KF7600L
Table Size	mm(in)	2,250×760 (88.6″×29.9″)
Max. Load Capacity	kg(lb)	1,800 (3,968)
Sp. Taper	-	BBT40
Sp. Speed	r/min	8,000 [12,000]
Sp. Power (Max.)	kW(HP)	18.5 [18.5] (25 [25])
No. of Tools	EA	30 [40]
Travel (X/Y/Z)	mm(in)	2,100/760/635 (82.7″/29.9″/25″)
Rapid Traverse Rate	m/min	30/30/24

[ ] : Option

INNOVATING BEYOND LIMITS

VERTICAL MACHINING CENTER

KF5600M/6700M

- Built-in main spindle for processing high quality mold products
- High-speed roller LM guides in all axis
- Enhanced chip processing capabilities by applying the upper-type conveyor
- Various motors and columns provided for customized machining
- Improved user convenience with the latest FANUC controller

F960B

- Main spindle with ultra precision cylindrical roller bearings
- Rigid geared spindle enables powerful, heavy duty cutting
- Box guideways on all axis for superb heavy duty cutting
- 4 guideways employ 10-face contact design
- Air semi-rising slideway to decrease feed load

KF5600M/6700M

MODEL		KF5600M	KF6700M
Table Size	mm(in)	1,250×560 (49.2″×22″)	1,500×670 (59″×26.4″)
Max. Load Capacity	kg(lb)	1,000 (2,205)	1,300 (2,866)
Sp. Taper	-	BBT40 [HSK-A63]	BBT40 [HSK-A63]
Sp. Speed	r/min	20,000	20,000
Sp. Power (Max.)	kW(HP)	22 (29.5)	22 (29.5)
No. of Tools	EA	30 [40, 60]	30 [40, 60]
Travel (X/Y/Z)	mm(in)	1,100/560/520 (43.3″/22″/20.5″)	1,300/670/635 (51.2″/26.4″/25″)
Rapid Traverse Rate	m/min	36/36/30	36/36/30

[ ] : Option

F960B

MODEL		F960B
Table Size	mm(in)	2,700×950 (106.3″×37.4″)
Max. Load Capacity	kg(lb)	4,500 (9,921)
Sp. Taper	-	BBT50
Sp. Speed	r/min	8,000 [12,000]
Sp. Power (Max.)	kW(HP)	22 [30] (30 [40])
No. of Tools	EA	20 [30, 40]
Travel (X/Y/Z)	mm(in)	2,450/960/850 (96.5″/37.8″/33.5″)
Rapid Traverse Rate	m/min	16/16/20

[ ] : Option

INNOVATING BEYOND LIMITS

5-AXIS MACHINING CENTER

KF-5A Series

- 5-axis table to satisfy various processing needs
- High-speed roller type LM guide in all axis
- HIgh speed built-in main spindle for the utmost quality of molds
- Hyundai WIA mold package for optimal processing of mold parts

XF6300/8500

- Increases strength with all-in-one bed & column structure
- Machines high-precision parts with X-axis box-in-box structure
- Linear and rotary scale as standard features for the high quality of machining
- Built-in DDM table

XF2000i

- One-piece bed & column structure to increase structural stability
- Linear and rotary scale as standard features for the high quality of machining
- Cantilever type DDM table
- Built-in spindle for high-speed and accuracy

KF-5A SERIES

MODEL		KF3500/5A	KF6500/5A	KF7300/5A
Table Size	mm(in)	Ø350 (Ø13.8″)	Ø600 (Ø23.6″)	Ø630 (Ø24.8″)
Max. Load Capacity	kg(lb)	250 (551)	400 (881)	500 (1,102)
Sp. Taper	-	BBT40	BBT40	BBT40 [HSK-A63]
Sp. Speed	r/min	12,000 [15,000] [20,000]	12,000 [15,000] [20,000]	12,000 [20,000]
Sp. Power (Max.)	kW(HP)	18.5 [18.5] [22] (25 [25] [30])	18.5 [18.5] [37] (25 [25] [50])	22 [22] (30 [30])
No. of Tools	EA	30 [40, 60]	30 [40, 60, 90, 120]	40 [60]
Travel (X/Y/Z)	mm(in)	400{+200}/655/500 (15.7″{+7.9″}/25.8″/19.7″)	650/520/480 (25.6″/20.5″/18.9″)	765/650/520 (29.5″/25.6″/20.5″)
Rapid Traverse Rate	m/min	36/36/30	42/42/42	40/40/40

[ ] : Option

XF6300/8000

MODEL		XF6300	XF8500
Table Size	mm(in)	Ø630 (Ø24.8″)	Ø850 (Ø33.4″)
Max. Load Capacity	kg(lb)	600 (1,323)	1,000 (2,205)
Max. Macining height	mm(in)	500 (19.7″)	600 (23.6″)
Sp. Taper	-	HSK-A63 [40K : HSK-E40]	HSK-A63 [30K : HSK-E40]
Sp. Speed	r/min	15,000 [24,000] [40,000]	15,000 [9,000] [24,000] [30,000]
Sp. Power (Max.)	kW(HP)	31 [26] [26] (41.6 [35] [35])	31 [42] [26] [120] (41.6 [56.3] [35] [160.9])
No. of Tools	EA	Twin Arm Type : 34 [68, 102]	Pick-up Type : 34 [Twin Arm : 68, 102]
Travel (X/Y/Z)	mm(in)	650/765/500 (25.6″/23.6″/19.7″)	850/920/600 (33.4″/36.2″/23.6″)
Rapid Traverse Rate	m/min	60/60/60	45/45/45

[ ] : Option

XF2000I

MODEL		XF2000i
Table Size	mm(in)	Ø260 (Ø10.2″)
Max. Load Capacity	kg(lb)	50 (110)
Max. Macining height	mm(in)	210 (8.26″)
Sp. Taper	-	HSK-E40
Sp. Speed	r/min	24,000
Sp. Power (Max.)	kW(HP)	12.5 (17)
No. of Tools	EA	Pick-up Type : 20 [Chain Type : 40]
Travel (X/Y/Z)	mm(in)	300/300/200 (11.8″/11.8″/7.9″)
Rapid Traverse Rate	m/min	50/50/50

[ ] : Option

INNOVATING BEYOND LIMITS

HORIZONTAL MACHINING CENTER

KH50G | KH1000

- 2 step gear on main spindle for heavy duty cutting
- Standard Oil Cooling system for high precision
- Shuttle type APC
- Box guides on all axis for ultra-rigidity
- Air semi-rising slideway on Z-axis
- Y-axis box guideways with 8 face contact for heavy machining capability

KH6300/8000

- High Rigidity Box-type & Step Type Bed Structure
- 2 step gear on main spindle for heavy duty cutting
- Spindle Oil Cooling device for high accuracy
- Rotary Type APC Applied (APC Change Time 12sec)
- Box guideways on all axis for ultra-rigidity
- X/Y/Z Axis Rapid Traverse Rate : 30m/min

KH6300/8000

MODEL		KH6300	KH8000
Pallet Size	mm(in)	2-630×630 (2-24.8″×24.8″)	2-800×800 (2-31.5″×31.5″)
Max. Load Capacity	kg(lb)	2-1,200 (2-2,645) [0.001° : 2-1,000 (2-2,205)]	2-2,000 (4,409)
Sp. Taper	-	BBT50	BBT50
Sp. Speed	r/min	6,000 [8,000]	6,000 [8,000]
Sp. Power (Max.)	kW(HP)	45 [35] (60 [47])	45 [35] (60 [47])
No. of Tools	EA	60 [90,120,150] [Matrix : 240]	60 [90,120,150] [Matrix : 240]
Travel (X/Y/Z)	mm(in)	1,050/850/1,000 (41.3″/33.5″/39.4″)	1,400/1,050/1,200 (55.1″/41.3″/47.2″)
Rapid Traverse Rate	m/min	30/30/30	24/24/24

[ ] : Option

KH50G

MODEL		KH50G
Pallet Size	mm(in)	2-500×500 (2-19.7″×19.7″)
Max. Load Capacity	kg(lb)	2-800 (2-1,764)
Sp. Taper	-	BT50 [BBT50]
Sp. Speed	r/min	4,500 [4,500] [8,000] [8,000]
Sp. Power (Max.)	kW(HP)	18.5 [22] [18.5] [22] (25 [29.5] [25] [29.5])
No. of Tools	EA	40 [60, 90, 120]
Travel (X/Y/Z)	mm(in)	760/705/650 (29.9″/27.8″/25.6″)
Rapid Traverse Rate	m/min	20/20/20

[ ] : Option

KH1000

MODEL		KH1000
Pallet Size	mm(in)	2-1,000×1,000 (2-39.4″×39.4″)
Max. Load Capacity	kg(lb)	2-3,000 (2-6,614)
Sp. Taper	-	BBT50
Sp. Speed	r/min	8,000 [4,500] [8,000] [12,000]
Sp. Power (Max.)	kW(HP)	26 [26] [26] [30] (35 [35] [35] [40])
No. of Tools	EA	60 [90, 120]
Travel (X/Y/Z)	mm(in)	2,100/1,350/1,400 (82.7″/53.1″/55.1″)
Rapid Traverse Rate	m/min	20/20/20

[ ] : Option ● : SIEMENS

INNOVATING BEYOND LIMITS

HORIZONTAL MACHINING CENTER

HS4000 II/5000 II

- 3-point Support Bed Structure
- Shaft cooling type ball screw
- 15,000rpm High-performance Built-in Spindle
- 15″ Large Monitor Applied
- Ring type magazine as standard

HS6300 II/8000 II

- High Rigidity Box-type Structure
- A symmetrical structure design with the center of gravity of Z-axis and transfer axis matching
- Easy chip disposal with direct chip discharging structure
- Best-in-class rapid traverse rate of 60m/min (2,362ipm)
- Machining of the largest workpiece in its class
- ATC design capable of attaching the largest tools in its class

HS10000

- High Rigidity Box-type Structure
- A symmetrical structure design with the center of gravity of Z-axis and transfer axis matching
- Easy chip disposal with direct chip discharging structure
- Best-in-class rapid traverse rate of 60m/min (2,362ipm)
- Machining of the largest workpiece in its class
- ATC design capable of attaching the largest tools in its class

HS4000 II/5000 II

MODEL		HS4000 II	HS5000 II	HS5000/50 II
Pallet Size	mm(in)	2-400×400 (2-15.7″×15.7″)	2-500×500 (2-19.7″×19.7″)	2-500×500 (2-19.7″×19.7″)
Max. Load Capacity	kg(lb)	2-400 (2-882)	2-500 (2-1,102)	2-1,000 (2-2,205)
Sp. Taper	-	BBT40 [HSK-A63]	BBT40 [HSK-A63]	BBT50 [HSK-A100]
Sp. Speed	r/min	15,000 [15,000 High-Torque] [20,000]	15,000 [15,000 High-Torque] [20,000]	10,000 [15,000]
Sp. Power (Max.)	kW(HP)	30 [37] [37] (40 [50] [50])	30 [37] [37] (40 [50] [50])	45 [37] (60 [50])
No. of Tools	EA	Ring Type : 40 [60] [Chain Type : 90, 120] [Matrix : 240]		Ring Type : 40 [60] [Chain Type : 90, 120]
Travel (X/Y/Z)	mm(in)	560/640/660 (22″/25.2″/26″)	730/730/880 (28.7″/28.7″/34.6″)	800/800/880 (31.5″/31.5″/34.6″)
Rapid Traverse Rate	m/min	60/60/60	60/60/60	60/60/60

[ ] : Option

HS6300 II/8000 II

MODEL		HS6300 II	HS8000 II
Pallet Size	mm(in)	2 - 630×630 (24.8″×24.8″)	2 - 800×800 (31.5″×31.5″)
Max. Load Capacity	kg(lb)	2 - 1,500 (3,307)	2 - 2,000 (4,409)
Sp. Taper	-	BBT50 [HSK-A100]	BBT50 [HSK-A100]
Sp. Speed	r/min	10,000 [15,000] [6,000]	10,000 [15,000] [6,000]
Sp. Power (Max.)	kW(HP)	45 [37] [55] (60 [50] [74])	45 [37] [55] (60 [50] [74])
No. of Tools	EA	40 [60, 90, 120, 150] [Matrix : 240]	40 [60, 90, 120, 150] [Matrix : 240]
Travel (X/Y/Z)	mm(in)	1,050/900/1,000 (41.3″/35.4″/39.4″)	1,400/1,200/1,370 (55.1″/47.2″/53.9″)
Rapid Traverse Rate	m/min	60/60/60	50/50/50

[ ] : Option

HS10000

MODEL		HS10000
Pallet Size	mm(in)	2-1,000×1,000 (39.4″×39.4″)
Max. Load Capacity	kg(lb)	2-3,000 [5,000] (6,614 [11,023])
Sp. Taper	-	BBT50
Sp. Speed	r/min	10,000 [14,000] [6,000]
Sp. Power (Max.)	kW(HP)	45 [37] [55] (60 [50] [74])
No. of Tools	EA	60 [90, 120, 150] [Matrix : 180, 240]
Travel (X/Y/Z)	mm(in)	1,700/1,400/1,550 (66.9″/55.1″/61″)
Rapid Traverse Rate	m/min	50/50/50 [5 ton Pallet : 50/50/40]

[ ] : Option

INNOVATING BEYOND LIMITS

HIGH-RIGIDITY STRUCTURE & EXCELLENT PERFORMANCE

KBN1300C

- One-piece bed construction for ultra precision
- X-axis 4,000mm (157.5″) as an option
- Gear Box driven spindle for heavy duty cutting
- Optimal boring machining with W-axis travel of 700mm (27.6″)
- Standard linear scale and rotary scale for ultra precision

KBN1300C

MODEL		KBN1300C
Pallet Size	mm(in)	2,000×1,800 (78.7×70.9)
Max. Load Capacity	kg(lb)	15,000 [20,000] (33,069 [44,092])
Sp. Taper	-	NT #50
Sp. Speed	r/min	2,500
Sp. Power (Max.)	kW(HP)	37 [45] (50 [60])
No. of Tools	EA	60 [90]
Travel (X/Y/Z/W)	mm(in)	3,000 [4,000]/2,000 [2,500]/1,500 [2,000]/700 (118.1″ [157.5″]/78.7″ [98.4″]/59.0″)] [78.7″])
Rapid Traverse Rate	m/min	10/10/10/8

[ ] : Option

INNOVATING BEYOND LIMITS

WIA MACHINE TOOLS

Headquarter / R&D Center	106, Yongji-ro, Seongsan-gu, Changwon-si, Gyeongsangnam-do, Republic of Korea	TEL : +82 55 225 9999
Overseas Sales Team	13, Iljik-ro 12beon-gil, Gwangmyeong-si, Gyeonggi-do, Republic of Korea	TEL : +82 55 225 9645

OVERSEAS OFFICES

America corp.	450 Commerce Blvd, Carlstadt, NJ 07072, USA	TEL : +1-201-987-7298
Europe GmbH	Alexander-Fleming-Ring 57, 65428 Russelsheim Germany	TEL : +49-0-6142-9256-0
China	Company No.16 Fenghuang Road, Fenghuang Town, Zhangjiagang City, Jiangsu Province, China	TEL : +86-21-6427-9885
CIS Branch Office	050051, Kazakhstan, Almaty, Elebekova street 10, B.3 Office no. 103	TEL : +7-727-355-7133
India Branch Office	#4/169, 1st Floor, LOTTE BLDG, Rajiv Gandhi Salai, (OMR), Kandanchavadi, Chennai - 600096, Tamilnadu, India	TEL : +91-76-0490-3348

HYUNDAI WIA

WIA MACHINE TOOLS

home page | facebook | youtube | instagram | linkedin

2025-10 007.010 ENG