

KIWA Japan

Triple H40

Column Traverse Type Horizontal Machining Center




The Triple H40 is designed to incorporate various table options according to your production requirements.

Tilt / Rotary Table **OPTION**

Table Size: 500x500mm


For high productivity, Kiwa offers a Tilt/Rotary table which can accommodate a max. workpiece size $\Phi 700 \times 470 \text{mm}$ [$\Phi 27.6'' \times 18.5''$]. Six Hydraulic ports are equipped for easy fixture arrangements. Front doors will open widely and have no rails on the upper side. Loading/Unloading from above is easy using a hoist or over head crane.



KIWA MACHINERY CO., LTD.

Triple H40 with Tilt/Rotary Table

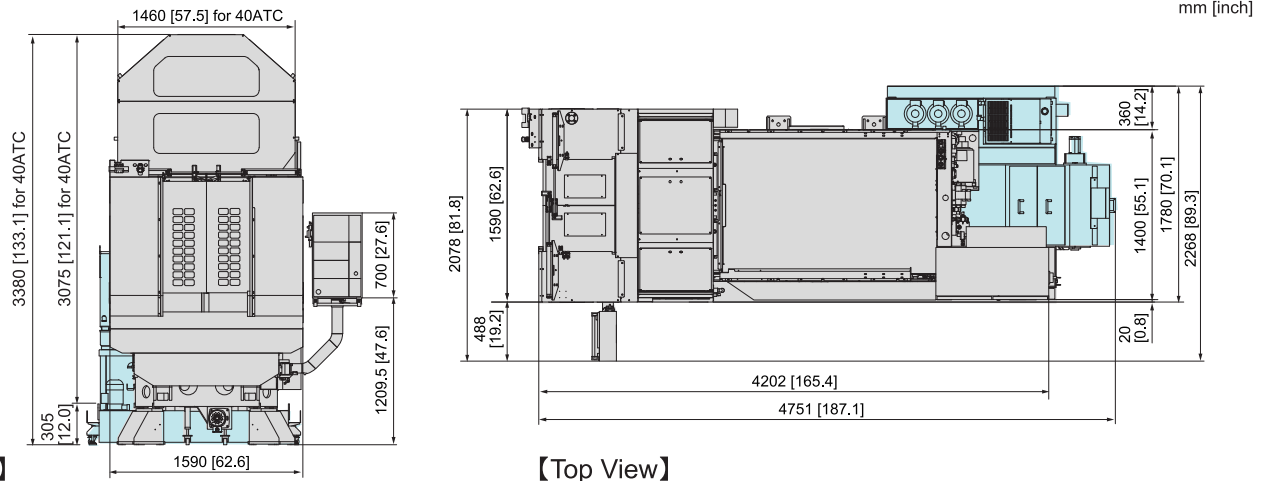
● TRAVEL		● AUTOMATIC TOOL CHANGER	
X, Y, Z axes	510x510x400 mm [20.1"x20.1"x15.7"] (OP. X axis 700 mm [27.6"])	Type of tool shank	BT40 / CAT40
A-axis rotational center to pallet surface	120 mm [4.7"]	Type of pull-stud	JIS
Spindle center to A-axis rotational center (Y-axis direction)	-150 to 360 mm [-5.9"x14.2"]	Number of tools	20 (OP. 40 / 60 / 80) Note: 60 / 80 uses ATC arm.
Spindle nose to A-axis rotational center (Z-axis direction)	290 to 690 mm [11.4"x27.2"]	Max. tool diameter (Adjacent pots full / empty)	Dia. 90 / 180 mm [Dia. 3.5" / 7.1"]
Pallet top height (from floor)	1,285 mm [50.6"]	Max. tool length	300 mm [11.8"]
● TILT/ROTARY TABLE		Max. tool weight	8 kgs [17.6 lbs]
Table size	500x500 mm [19.7"x19.7"]	Tool selection system	Fixed Tool Pot
Max. workpiece size	Φ700x470 mm [Φ27.6"x18.5"]	Chip to Chip	4.5 sec. with min. index, 5.5 sec. with max. index
Max. load	400 kgs [880 lbs]	● MOTOR	
Configuration	24-M16 P=100mm [3.9"]	Spindle motor (15 min/cont)	18.5 / 15 kW [25 / 20 HP]
Rotational angle	A-axis	Feed axis motors (X/Y/Z/A/B)	3.0 / 7.0 / 3.0 / 5.5 / 2.7 kW [4.0 / 9.4 / 4.0 / 7.4 / 3.6 HP]
	B-axis	Lubrication pump motor	Grease: 20W [0.027 HP]
Min. indexing degree	A-axis	Coolant pumps	600 W [0.8 HP] x 3
	B-axis	Hydraulic pump	2.2 kW [3.0 HP]
Rotational speed	A-axis	● SUPPLY	
	B-axis	Electric voltage	200 V 50/60 Hz
Number of ports on pallet	6	Electric power supply	36 kVA
● SPINDLE		Air pressure	0.4 MPa [58 psi]
Spindle speed	8,000 min ⁻¹ (OP. 12,000 min ⁻¹)	Air volume	360 liters/min. [95 gal/min.]
Max. torque	118 Nm (15 min.)	● TANK	
Spindle taper	7/24 Taper No. 40	Coolant tank	450 liters [119 gal.]
● FEED		● SIZE	
Rapid feed	60,000 mm/min. [2,362 ipm]	Floor space (w/o Coolant tank/Chip conveyor)	1,590 x 4202 mm [62.6"x165.4"]
Cutting feed	30,000 mm/min. [1,181 ipm]	Machine height	3,380 [133.1"] with 40ATC
Acceleration (X/Y/Z)	0.4 / 1.3 / 0.5 G	Machine weight	8,400 kgs [18,480 lbs] with 40ATC

Machine Options Through spindle coolant system 1.5/4.0/7.0/15.0 MPa [220/580/1000/2200 psi] Spindle jacket cooling system
 Program end signal light Outside chip conveyor Weekly timer Automatic power off Machine color
 Interface for safety measures Hybrid guide 

FANUC 0i-MF (Package 1) ● Standard Features Options

- Controlled axes: 5
- Max. simultaneously controlled axes: 4
- Spindle override 50-150% (each 10%)
- Cutting feed override 0-200% (each 10%)
- Rapid traverse override 1,2,4,8,15,25,50,100%
- Rapid traverse bell-shaped acceleration/deceleration
- Manual handle feed 1 unit
- Thread cutting, synchronous cutting
- Workpiece coordinate system
- Addition of workpiece coordinate system 48 sets
- Programmable data input G10
- Custom macro
- Canned cycles for drilling
- Scaling
- Rigid tapping
- Tool offset: 400 pcs
- Tool radius / Tool nose radius compensation
- Stored pitch error compensation
- Part program storage: 512 Kbyte
- Number of registrable programs: 400 pcs
- Background editing
- Run hour and parts count display
- Single direction positioning
- Cylindrical interpolation
- Helical interpolation
- AI advanced preview control (20 look-ahead blocks)
- Optional chamfering / corner R
- Automatic corner override
- Programmable mirror image
- Coordinate system rotation
- Tool offset memory C
- Tool life management
- AI contour control (40 look-ahead blocks)
- AI contour control II (200 look-ahead blocks)
- Optional block skip

MACHINE SIZE



【Front View】

【Top View】

Specifications and dimensions are subject to change without notice.

(The machine on the front page includes automatic door and other optional features.)

KIWA MACHINERY CO., LTD.

522-51 Harade Kuramochi-cho,
 Nabari, MIE 518-0752, JAPAN
 TEL : 0595-64-4758 FAX : 0595-64-7529
 WEB : <http://www.kiwa-mc.co.jp/en/>
 E-mail : overseas@kiwa-mc.co.jp